




# BMJ Open Clinical effectiveness of robotic versus laparoscopic and open surgery: an overview of systematic reviews

Tzu-Jung Lai <sup>1</sup>, Campbell Roxburgh,<sup>2</sup> Kathleen Anne Boyd <sup>1</sup>, Janet Bouttell <sup>1</sup>

**To cite:** Lai T-J, Roxburgh C, Boyd KA, *et al.* Clinical effectiveness of robotic versus laparoscopic and open surgery: an overview of systematic reviews. *BMJ Open* 2024;**14**:e076750. doi:10.1136/bmjopen-2023-076750

► Prepublication history and additional supplemental material for this paper are available online. To view these files, please visit the journal online (<https://doi.org/10.1136/bmjopen-2023-076750>).

Received 15 June 2023  
Accepted 02 August 2024



© Author(s) (or their employer(s)) 2024. Re-use permitted under CC BY-NC. No commercial re-use. See rights and permissions. Published by BMJ.

<sup>1</sup>Health Economics and Health Technology Assessment, School of Health and Wellbeing, University of Glasgow College of Medical Veterinary and Life Sciences, Glasgow, UK

<sup>2</sup>School of Cancer Sciences, University of Glasgow College of Medical Veterinary and Life Sciences, Glasgow, UK

## Correspondence to

Ms Tzu-Jung Lai;  
t.lai.1@research.gla.ac.uk

## ABSTRACT

**Objective** To undertake a review of systematic reviews on the clinical outcomes of robotic-assisted surgery across a mix of intracavity procedures, using evidence mapping to inform the decision makers on the best utilisation of robotic-assisted surgery.

**Eligibility criteria** We included systematic reviews with randomised controlled trials and non-randomised controlled trials describing any clinical outcomes.

**Data sources** Ovid Medline, Embase and Cochrane Library from 2017 to 2023.

**Data extraction and synthesis** We first presented the number of systematic reviews distributed in different specialties. We then mapped the body of evidence across selected procedures and synthesised major findings of clinical outcomes. We used a measurement tool to assess systematic reviews to evaluate the quality of systematic reviews. The overlap of primary studies was managed by the corrected covered area method.

**Results** Our search identified 165 systematic reviews published addressing clinical evidence of robotic-assisted surgery. We found that for all outcomes except operative time, the evidence was largely positive or neutral for robotic-assisted surgery versus both open and laparoscopic alternatives. Evidence was more positive versus open. The evidence for the operative time was mostly negative. We found that most systematic reviews were of low quality due to a failure to deal with the inherent bias in observational evidence.

**Conclusion** Robotic surgery has a strong clinical effectiveness evidence base to support the expanded use of robotic-assisted surgery in six common intracavity procedures, which may provide an opportunity to increase the proportion of minimally invasive surgeries. Given the high incremental cost of robotic-assisted surgery and longer operative time, future economic studies are required to determine the optimal use of robotic-assisted surgery capacity.

## INTRODUCTION

Robot-assisted surgery (RAS) is a form of minimally invasive surgery (MIS) involving a tele-manipulation system comprising a surgeon console, computerised control system and patient-side cart with robotic arms. RAS offers improved dexterity, better ergonomics and enhanced fixed operator-controlled

## STRENGTHS AND LIMITATIONS OF THIS STUDY

- ⇒ This study is the first overview of systematic reviews to summarise the full body of evidence of clinical outcomes across a range of procedures in several specialties.
- ⇒ This overview is likely to be generalisable to all countries and procedures as the included systematic reviews in our studies are from a broad range of settings.
- ⇒ This study uses a combination of an overview approach and a novel evidence-mapping method to provide readers with both the evidence landscape and in-depth information in a visual format.
- ⇒ Our detailed review, which covered the years 2017–2023 and included studies published in English, focused on a limited number of procedures.

visualisation and retraction, thus improving the capabilities of surgeons during complex surgery.<sup>1</sup> The use of RAS has grown rapidly and is performed worldwide, with 12 million procedures performed using the da Vinci system since inception.<sup>2</sup> The most widespread growth of RAS is in urology, with over 90% of prostatectomies in the USA and over 85% in the UK over the past decade. Globally, other specialties like upper and lower gastrointestinal (GI) surgery, hepatopancreaticobiliary (HPB) surgery and gynaecology have also experienced increased RAS volume, though it currently constitutes a small proportion of total procedural volume.<sup>3</sup>

The idea, development, exploration, assessment and long-term study (IDEAL) framework conceptualises the evidence shaping process for surgical innovation.<sup>4</sup> Research has shown that innovators often omit stages in evidence generation with a lack of randomised controlled studies and an extensive reliance on observational studies and implementation into practice.<sup>4</sup> This is partly because there are many difficulties in conducting randomised studies for surgical innovation, which include preferences from

patients and surgeons, unwillingness to accept randomisation, difficulties in concealing allocation, inadequate subjects for effect size, learning curve and incremental innovation.<sup>5</sup> Moreover, evidence of clinical effectiveness can be lacking in surgical innovation because regulatory pathways do not incentivise evidence generation, and a limited number of clinical studies are required for approval.<sup>6,7</sup> Hospitals may invest in equipment RAS device prior to determining which procedures it will be used for, with some acquisitions motivated by the desire to enhance hospital reputation or attract top-tier surgeons and trainees.<sup>8,9</sup> Accordingly, an important consideration for hospitals is determining how best to optimise the utilisation of these technologies once acquired, in order to justify their initial investment and realise their full potential in enhancing patient outcomes and improving overall healthcare delivery.

The first step for decision makers is to ensure that patient safety is prioritised and that the selected procedures are at least equally effective compared with traditional methods. A previous overview review found limited evidence, with only 18 randomised controlled trials (RCTs) across various surgical procedures comparing robotic surgery to conventional approaches, highlighting challenges in drawing overall conclusions on the sustained effectiveness of robotic surgery.<sup>10</sup> Second, the cost-effectiveness of RAS would be assessed across the selected mix of procedures to justify initial investment and ongoing expansion, ensuring value and optimal use of resources. Given that RAS is a 'platform' technology (in that it can be used across numerous indications),<sup>11</sup> it is important to fill its capacity in the most cost-efficient manner, which requires decision makers to prioritise among candidate procedures. Therefore, to facilitate this decision-making process, our aim in this overview review is to present evidence comparing outcomes across different intracavity procedures in four clinical specialties (colorectal, gynaecology, upper GI and HPB, where RAS versus laparoscopic or open surgery is still in equipoise.

## METHODS

Given the breadth of our scope, we adopted the overview of reviews approach as described by Cochrane methods<sup>12</sup> and followed Preferred Reporting Items for Overviews of Reviews (PRIOR) on reporting.<sup>13</sup>

### Search methods for identification of reviews

Our search strategy was based on a developed strategy by the Health Improvement Scotland to identify systematic reviews comparing RAS to conventional surgical approaches in humans, and it has been verified by the University of Glasgow Information Scientist. The databases Ovid Medline, Embase and the Cochrane Library are limited to the most recent years (from April 2017 to December 2023), given the incremental evidence generation and clinical setting changes. Search terms are provided as online supplemental file 1.

### Eligibility criteria for considering studies for the reviews

As our aim was to gain an overview of the clinical effectiveness evidence for the use of RAS, we included published systematic reviews (SRs) of robotic surgery in any surgical field compared with laparoscopic or open surgery and included any outcome measure. We excluded any systematic review which looked at aspects of RAS other than the clinical effectiveness of RAS. We excluded reviews which were unable to report on outcomes of RAS separately from other minimally invasive procedures. We excluded conference abstracts and review protocols as they generally provide insufficient information.<sup>14</sup> Reviews not in English were excluded, while this could be a limitation, and there is evidence that such language exclusion does not cause bias.<sup>15</sup>

### Study selection

The first author (T-JL) screened the titles and abstracts of the identified articles. Duplicate publications were managed and removed using the Endnote software.<sup>16</sup> A random sample of 10% with an Excel algorithm of papers was screened by two authors (KAB and JB) to confirm the exclusion criteria and ensure a systematic approach to inclusion/exclusion.<sup>17,18</sup> Where the first author was uncertain about whether to include a paper, this was reviewed by KAB and JB and any disagreements were resolved by discussion. We introduced a two-stage study selection as we wanted to identify the volume of current evidence across specialties and examine the strength of evidence in areas where RAS is still in equipoise. In stage one, we included all systematic reviews (SRs) of the clinical effectiveness of RAS versus conventional surgeries. We then categorised identified articles by specialty in order to obtain the landscape of clinical uses of RAS. In stage two, we limited our review to a number of intracavity procedures in four specialties (colorectal, gynaecology, upper GI and HPB). We chose four specialties where there is a building evidence base but RAS is not dominant.<sup>19</sup> The selection process is reported in the Preferred Reporting Items for Systematic Reviews and Meta-Analysis (PRISMA) flowchart.<sup>20</sup>

### Data extraction and synthesis of results

The extracted data from the systematic reviews included author, year of publication, setting, study design, sources, number of included studies, participants (ie, diagnosis for procedures), intervention (types of interventions compared, numbers assigned in each group), a range of clinical outcomes, quality rating given to the papers and conclusions of the SRs. The high level of heterogeneity in the patient population and procedure precluded meta-analysis. We conducted a descriptive analysis and tabulated the results by outcome for six procedures (colorectal oncological resection, hysterectomy, liver resection, pancreatectomy, pancreaticoduodenectomy and gastrectomy) in the four specialties of interest.

For all SRs, we summarised their clinical outcomes by using broad descriptors (positive, neutral or negative) for

each procedure. The volume of defined descriptors from the SRs by clinical outcomes was counted in six procedures. We used a traffic light system to present the descriptors; green represents 'positive effect'; red represents 'negative effect', indicating a statistically significant finding in favour of the conventional surgical technique and yellow is 'neutral', which means that no statistically significant difference was found. It should be noted that these statistically significant findings may not indicate clinical significance. This bespoke mapping method allowed us to present a clear picture of the strength of the identified evidence. We did not synthesise evidence; therefore, no sensitivity analyses were conducted to assess the robustness of the synthesised results. However, we provided information on the heterogeneity of each meta-analysis in the supplementary file, if available.

### Assessment of methodological quality and overlap management

We evaluated the quality and risk of bias of the included reviews using A MeaSurement Tool to Assess systematic Reviews (AMSTAR)-2 which is designed to evaluate the systematic reviews including both randomised and non-randomised study designs.<sup>21</sup> The assessment for the reviews was not taken as an inclusion criterion but was presented alongside the descriptive analysis of the evidence to allow the reader to form a judgement about the quality of the evidence available. Details are provided as online supplemental file 2.

In reviewing systematic reviews, there is a risk that underlying studies may be included in more than one of the identified systematic reviews. This overlap may give excessive weight to certain studies and bias the results. We used the citation matrix, the corrected covered area method (CCA) to manage this issue.<sup>22 23</sup> Details for CCA are provided as online supplemental file 3.

## RESULTS

### Study selection

Through the systematic search, 3363 potentially relevant articles were obtained initially, 1208 duplicates were removed and 2155 proceeded to screening. After assessing for exclusion, there were 628 articles remaining and then categorised by specialty. For the studies with procedures out of interest (n=451) and no accessible full text (n=12), they were excluded. A total of 165 systematic reviews were included for this overview, and the study selection process is summarised in figure 1 with a PRISMA flowchart.<sup>20</sup>

### Volume of reviews by specialty

Our review included SRs published within 5 years from 2017–2023. Figure 2 presents the volume of reviews identified by specialty. The highest number of reviews was identified in urology (n=131), where RAS is well-established, followed by colorectal (n=89), HPB (n=77), gynaecology (n=59) and upper GI (n=50).

### Evidence of clinical outcomes

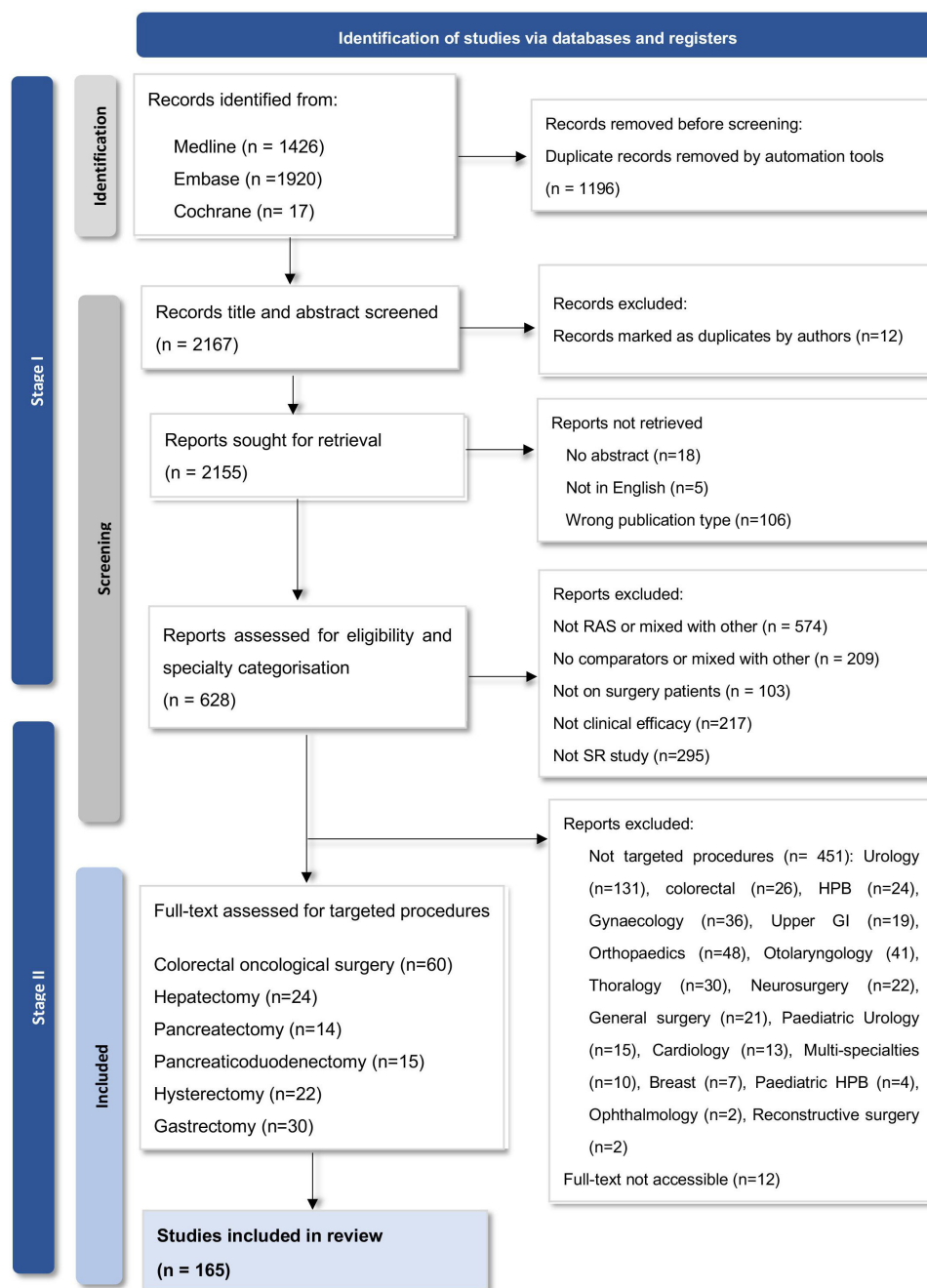
We identified a wide range of outcomes across the included systematic reviews and categorised them as surgical, postoperative, oncological or long-term outcomes. These outcomes were summarised with descriptors and their numbers of sources were recorded across every procedure. The underlying data is presented in online supplemental file 4. Figure 3 shows a comparison of clinical outcomes for RAS compared with conventional laparoscopic approaches, across procedures with a colour spectrum where red represents a negative, yellow a neutral and green a positive result. Where the evidence is mixed positive, neutral and negative, this is indicated by brown. The gradient colour presents the strength of the evidence. Generally, RAS compared with conventional surgeries has an overall neutral in yellow and positive in green picture across all forms of outcome except operative time.

### Operative time

Overall, operating times are equal or longer for RAS compared with laparoscopic surgery (LS) and open surgery; hence, the orange to red colour spectrum of evidence is presented in figure 3.

In colorectal oncological resection, 28 out of 33 included meta-analysis studies<sup>24–51</sup> and they all indicated that total operating time on average in the RAS groups was significantly longer than the LS groups. In contrast, in gynaecology, nine out of 12 studies reported insignificant operative time differences for hysterectomy compared with LS and six out of 9 studies compared with open surgery. Within HPB, the mean differences in operative time vary by procedures. In hepatectomy, 14 out of 18 reviews<sup>52–65</sup> reported that RAS had a significantly longer operative time compared with LS, while all included reviews reported RAS had a significantly longer operative time compared with open surgery. In pancreatectomy, two out of seven reviews<sup>65 66</sup> indicated that RAS had a significantly longer operative time compared with LS, two out of four reviews<sup>65 67</sup> compared with open surgery. In pancreaticoduodenectomy, one out of three studies<sup>68</sup> indicated RAS had a significantly longer operative time compared with the LS approach, and 10 out of 11 studies<sup>67–76</sup> compared with open surgery. In the field of upper GI, 17 out of 18 reviews<sup>77–93</sup> reported RAS for gastrectomy had a significantly longer operative time compared with LS, and four out of five also had a significantly longer operative time compared with open surgery.<sup>94–97</sup> However, there was one study that indicated robotic surgery had a significantly shorter operative time than open surgery.<sup>98</sup> This study took results from a network meta-analysis, a technique which compares approaches both directly and indirectly to derive evidence of relative clinical effectiveness. Only one RCT involving RAS was included in the network which may limit the validity of the conclusion.





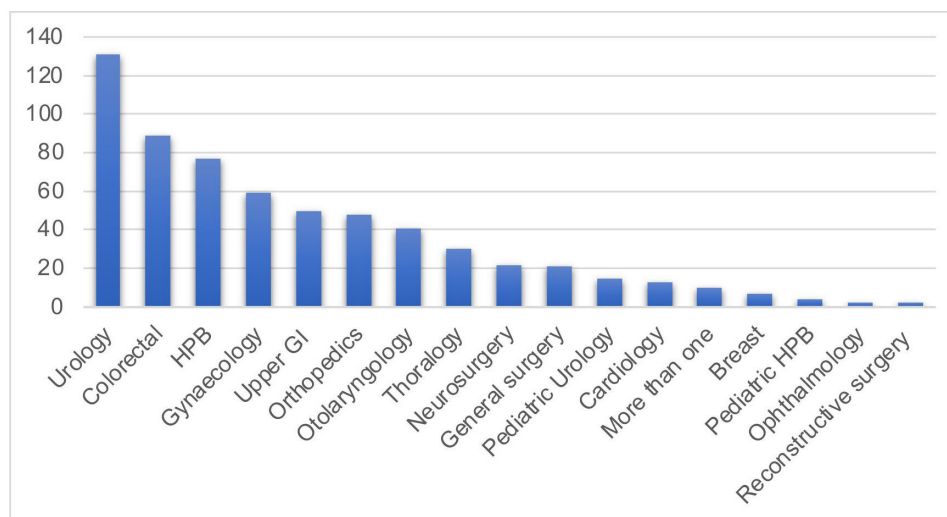
**Figure 1** Preferred Reporting Items for Systematic Reviews and Meta-Analysis (PRISMA) flow diagram of systematic review selection process for the review of reviews. GI, gastrointestinal; HPB, hepatopancreaticobiliary; RAS, robot-assisted surgery.

### Estimated blood loss

With the exception of hysterectomy and hepatectomy (both vs laparoscopic surgery), where the evidence for estimated blood loss was mixed, all other evidence for this outcome was in favour of RAS or neutral, as illustrated by the yellow to green spectrum in [figure 3](#).

In the procedure of colorectal oncological resection, 12 out of 29 reviews<sup>28 32 34 40 41 43 44 46 49 51 99 100</sup> reported RAS had significantly less blood loss than LS, but the other 17 reviews did not find statistically significant mean differences. However, in hysterectomy, the evidence was inconsistent depending on the comparative procedures. Within the 14 reviews comparing

RAS to LS which had data on blood loss, six studies indicated significantly less blood loss,<sup>101–106</sup> two studies reported significantly more blood loss,<sup>104 107</sup> but six studies found no significant differences. When RAS was compared with open surgery, all eight reviews found positively that RAS had significantly less blood loss.<sup>103 104 106–111</sup> Within HPB, various effects could be seen depending on the procedure. For hepatectomy, among the articles comparing RAS to LS, mixed evidence was also identified. Five studies reported significantly less blood loss<sup>55 112–115</sup> while another four studies<sup>52 53 59 64</sup> indicated a contrasting result in favour of LS. But when comparing to open surgery,



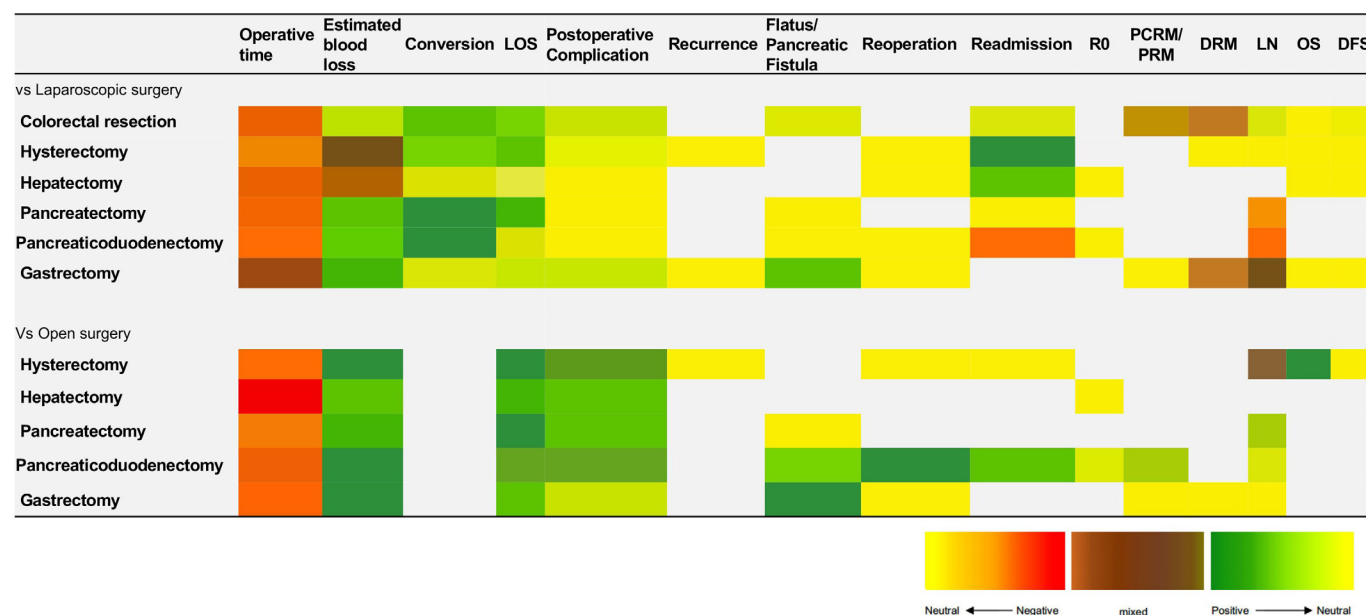
**Figure 2** Number of systematic reviews identified by specialty. GI, gastrointestinal; HPB, hepatopancreaticobiliary.

five studies<sup>59 113 116–118</sup> indicated RAS was associated with significantly less blood loss while the other four studies found no significant differences. For pancreatectomy, three reviews reported RAS had significantly less blood loss than LS,<sup>119–121</sup> and three out of four reviews<sup>67 119 122</sup> reported RAS had significantly less blood loss than open surgery. For pancreaticoduodenectomy, two reviews identified RAS had significantly less blood loss than LS,<sup>75 123</sup> and all reviews indicated the result in favour of RAS compared with open surgery.<sup>67–76 119 122 124</sup> In respect of gastrectomy, 16 out of 20 included studies<sup>78–89 93 95 125 126</sup> showed that RAS had significantly less blood loss compared with LS, while all reviews reported RAS had significantly less blood loss than open surgery.<sup>77–82 94–98</sup>

### Conversion rate

Identified evidence across all procedures showed either positive or neutral results in the conversion rate for RAS compared with LS, green to yellow is presented in figure 3.

Regarding colorectal oncological resection, 26 out of 35 included reviews<sup>25–30 33–36 39 41–47 49–51 99 100 125–128</sup> reported that RAS had significantly lower chances of conversion to open surgery compared with LS. In hysterectomy, three indicated RAS had significantly lower rates than LS,<sup>101 103 106</sup> and the other three reviews presented no significance. In respect of HPB, five of 20 included reviews indicated robotic hepatectomy had significantly lower conversion rates than LS.<sup>54 58 112 115</sup> For pancreatectomy



**Figure 3** Evidence mapping across all targeted procedures. DFS, disease-free survival; DRM, distal resection margin; LOS, length of hospital stays; LN, lymph node; OS, overall survival; PCRM, positive circumferential resection margin; PRM, positive resection margin; R0, margin-negative resection.

and pancreaticoduodenectomy, all nine reviews suggested significantly lower conversion rates to open surgery than LS.<sup>66 68 74 119 121 129–132</sup> However, in gastrectomy, no significant conversion rate differences could be found from the included 13 out of 18 reviews.

### Length of hospital stay

Identified evidence across all procedures showed that RAS compared with LS or open surgery had an equivalent or shorter duration of hospitalisation; hence, the green to yellow colour spectrum of evidence is presented in figure 3.

Among the included reviews of colorectal oncology surgery, 16 out of 37 articles<sup>28 32 34–36 39 40 44–46 49 51 99 133–135</sup> reported RAS had a significantly shorter duration of hospital stays than LS. For hysterectomy, 10 out of 13 studies<sup>101–104 106–108 136–138</sup> reported RAS had significantly shorter hospital stays than LS. Compared with open surgery, RAS also had a significantly shorter length of hospital stays.<sup>103 106–111</sup> In the field of HPB, only two studies for hepatectomy indicated RAS had a significantly shorter length of hospital stay than LS while the other 19 studies did not.<sup>112 115</sup> Eight out of nine<sup>52 57 59 62 113 117 118 139</sup> included studies showed significantly shorter duration than open surgery. Among the included systematic reviews for pancreatectomy and pancreaticoduodenectomy, six studies<sup>65 119 129 130 140 141</sup> reported RAS had a significantly shorter length of hospital stay than LS and almost all studies showed a significantly shorter length of hospital stay than open surgery.<sup>65 67 68 70–74 76 119 122 124 142</sup> As for gastrectomy, five out of 18 reviews<sup>84 87 88 92 143</sup> found RAS had a significantly shorter length of hospital stay than LS, and two out of four reviews<sup>94 96</sup> indicated RAS had significantly shorter stay compared with open approach.

### Postoperative complications

For postoperative complications among all procedures, identified evidence for comparing RAS to LS tend to be neutral, while comparing RAS to open surgery tend to be positive as illustrated in the green to yellow colour spectrum in figure 3.

Among the identified reviews of colorectal oncology resection, seven out of 30 articles<sup>34 36 43 46 50 134 144</sup> showed that RAS in postoperative complication results were significant compared with LS. In hysterectomy, only one study found RAS had a significantly lower postoperative complication than LS,<sup>137</sup> while five out of eight studies were in favour of RAS than an open approach.<sup>103 106 107 109 111</sup> In respect of HPB including hepatectomy, pancreatectomy and pancreaticoduodenectomy, no significant difference in postoperative complication rate was found compared with LS. Some positive evidence when RAS was compared with open surgery: six out of 11 reviews for hepatectomy,<sup>52 57 59 113 117 118</sup> two out of five reviews for pancreatectomy<sup>65 67</sup> and six out of eight reviews for pancreaticoduodenectomy.<sup>67 68 72 74 76 142</sup> For gastrectomy, five out of 18<sup>84 85 87 89 145</sup> found RAS had significant differences in

postoperative complication rates compared with LS, and only one compared with open surgery.<sup>96</sup>

### Other clinical outcomes

There were other important outcomes identified among the selective procedures such as reoperation and readmission presented in figure 3. It is noted that there was various evidence identified in outcomes of readmission across all selective procedures when RAS compared with LS. Some procedures reported on postoperative mortality.<sup>78 79 81 98 146–148</sup>

Procedure-specific postoperative outcomes were also reported. For example, colorectal resection and gastrectomy had data on outcomes of first flatus,<sup>32 35 39 50 81 84 85 89–92 98</sup> pancreatectomy and pancreaticoduodenectomy on outcomes of pancreatic fistula<sup>74 76 149</sup> and bile leak.<sup>150</sup> Colorectal resection had reported urinary outcomes and sexual function<sup>151–156</sup> and other outcomes such as ileus and anastomotic leak.<sup>156–158</sup> More details for other clinical outcomes of the included systematic reviews can be found in online supplemental file 5.

### Oncological outcomes

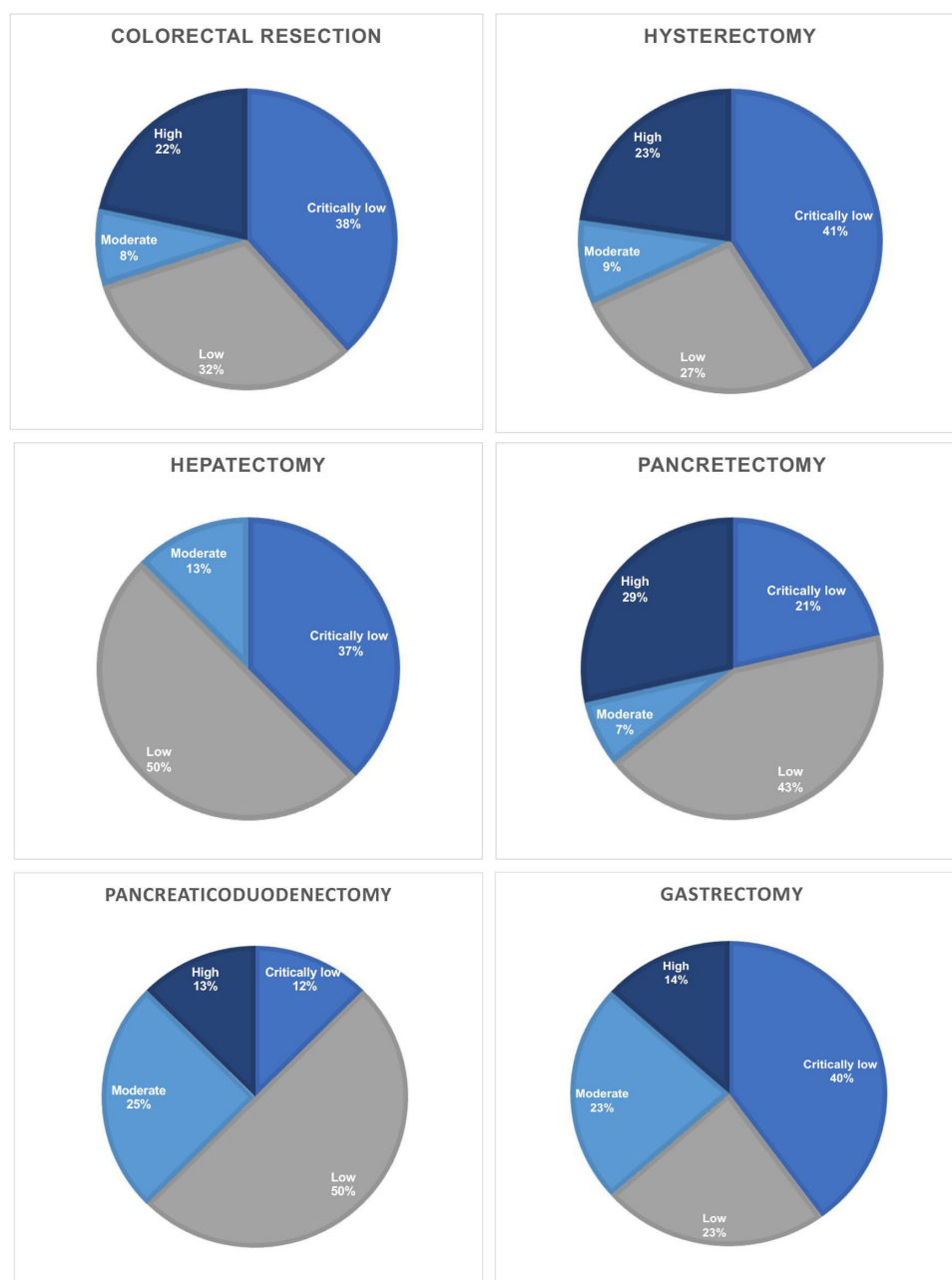
Different oncological outcomes were reported including the number of lymph node yield and resection-related outcomes (distal resection margin, positive circumferential resection margin, positive resection margin and margin-negative resection). Mix evidence in oncological outcomes was found across all procedures, especially when RAS compared with LS or open surgery, with a brown colour in the spectrum presented in figure 3. For example, lymph node yield in hysterectomy, RAS compared with open surgery had one study with a significant negative outcome,<sup>103</sup> three with positive outcomes<sup>107 136 137</sup> and four with neutral. One study also reported para-aortic lymph nodes.<sup>159</sup> In gastrectomy, RAS compared with LS also found eight with significant negative outcomes,<sup>78 79 81 84 86 88 93 125</sup> two with positive<sup>88 90</sup> and seven with insignificant outcomes. In pancreatectomy and pancreaticoduodenectomy, RAS compared with LS had one out of <sup>66</sup>six and two out of four reviews<sup>123 132</sup> had negative significance. Other oncological outcome was used, for example, completeness of total mesorectum excision.<sup>160</sup> More details can be reviewed in online supplemental file 5.

### Long-term outcomes

Some reviews comparing RAS to LS reported overall survival and disease-free survival outcomes. In most of the studies, identified evidence was neutral with the yellow colour spectrum presented in figure 3, except one study showing RAS compared with open surgery had significantly longer 3-year overall survival in hysterectomy.<sup>109</sup>

### Quality of included reviews and overlap management

Figure 4 displays that the quality of the systematic reviews was generally judged low or critically low across all procedures, using the AMSTAR-2 quality appraisal tool guidance.<sup>21</sup> Our assessment identified the critical flaw domain



**Figure 4** Quality assessment of systematic reviews in procedures of interest.

that the source of their primary studies does not impact quality, but poor management for risk of bias and publication bias does.

Regarding overlap management, the CCA value for colorectal oncological surgery is 6.4%, which is considered a moderate overlap. For hysterectomy is 3.3% which is considered just slight overlaps. For hepatectomy, pancreatectomy and pancreaticoduodenectomy, their CCA values are 13.62%, 17.6% and 22.73%, respectively considered as high and very high overlap. For gastrectomy with a CCA value of 8.42%, it is moderate. Given this level of overlap, we were aware of the risk of double-counting of individual studies within systematic reviews that would potentially impact on result and interpreted the evidence carefully.

## DISCUSSION

The review offers an overview of the clinical outcomes of RAS and presents a summary of the clinical effectiveness evidence base to support the decision makers in optimising the utilisation of this technology.

We found RAS operative time was longer across all procedures. RAS had less estimated blood loss compared with open, but there was mixed evidence in hysterectomy and hepatectomy compared with LS. For conversion rate and length of stay, all the evidence indicated RAS had a lower conversion rate and shorter length of stay whether compared with LS or open. RAS had lower postoperative complications compared with open surgery, but we found no significant difference compared with LS. Across



surgical procedures, we found the evidence is more positive when RAS is compared with an open approach.

A broad pattern of at least equivalent clinical outcomes of RAS was identified except for operative time. Longer operative time may be a temporary phenomenon because RAS is a relatively new technology which has a steep learning curve for individual surgeons and the whole support team. We recognise that the primary studies from the included systematic reviews covered RCTs could be quite dated, and observational studies and the different specialties which were the focus of our review are at different phases of adoption of RAS. Operative time with RAS may improve over time as the whole surgical and support team becomes more familiar with the technology.<sup>161–164</sup> In urology, where RAS is more established, evidence from large observational studies of robot-assisted laparoscopic prostatectomy shows a consistent decline in operative time and console time after overcoming the learning curve followed by a near-constant phase.<sup>165</sup> One study, also from urology, reported that surgeons with a higher caseload exhibited improved operative time compared with general caseload (266 min vs 240 min,  $p < 0.05$ ).<sup>166</sup>

A recent overview of reviews for RAS looked at multiple procedures (radical prostatectomy, hysterectomy, thoracic surgery (lobectomy and thymectomy), colorectal resection, nephrectomy, gastric and HPB procedures) and found, as we did, that RAS generally had a longer operative time.<sup>10</sup> It also found shorter operative time in hysterectomy for endometrial cancer and Roux-en-Y gastric bypass compared with LS. This may be because the review only looked at SRs including RCTs, whereas our review has included a broader range of SRs which incorporated evidence from observational studies. We found shorter operative time in gastrectomy compared with LS but this finding was from a single network meta-analysis including a single RCT.<sup>98</sup> Another overview of reviews which focused on a single procedure, total mesorectal excision for rectal cancer, also found that RAS had a significantly longer operative time than LS and open surgery.<sup>167</sup> Another two overview reviews for gastric cancer indicated that patients treated with RAS had significantly less estimated blood loss and shorter time to resumption of oral intake but prolonged operating time than patients undergoing LS.<sup>168 169</sup> In our overview, we also found RAS had significantly less estimated blood loss and a shorter time to resumption of oral intake than LS and open surgery in gastrectomy.

This finding was consistent with another overview of SRs.<sup>168</sup> Findings of poor quality mainly relate to reviewers' failure to explicitly deal with the bias inherent in real-world evidence. However, real-world evidence is critical in the evaluation of surgical techniques as randomisation is often difficult or impossible and randomised trial participants and surgeons may not be representative of the full population.

Our review is the first to summarise the full body of evidence of clinical outcomes and then further examine

a number of specialties where there is still equipoise. This review is particularly relevant at the present time due to significant RAS expansion across non-urological specialties. We developed a novel evidence map with the concept of a colour spectrum to present the strength of evidence and its orientation. This study allows readers to capture both a broad perspective of the evidence landscape and in-depth information on the clinical effectiveness evidence. The results from this overview are likely to be generalisable to all countries as the SRs included studies from a broad range of settings. Although there would be a potential risk of bias when an SR included non-randomised studies, our AMSTAR-2 assessment has covered the item of risk of bias in each SR. The limitation of this overview review was that it adopted an existing search strategy supported by a two-stage selection process and focused on a selective number of procedures, given our research aim. It could have been more comprehensive.

Our findings have different implications for different categories of stakeholders. For patients, our results suggest that it is safe to move to RAS for all procedures examined, with outcomes equivalent or superior to traditional surgical methods. However, caution is advised for new procedures, as the first procedures chosen for RAS may have been the most suitable. For surgeons and other clinicians, although operative times are generally longer, they can be reassured about patient outcomes, and the presence of RAS may bring other benefits. These benefits include the attraction and retention of surgeons, the enhancement of their skill sets and the ability to work longer without fatigue or work longer before retirement. For healthcare providers, the use of RAS may bring the benefit of extending MIS to a larger proportion of patients. Where the uptake of LS has been low, perhaps due to technical difficulty, RAS may be more attractive to surgical teams.<sup>3 170</sup> Previous research has investigated the scalability of MIS, indicating that RAS rapidly substitutes both open and laparoscopic surgery over time, resulting in a higher proportion of MIS overall.<sup>170 171</sup> RAS was initially adopted for urological procedures. However, the limited operational days of surgical hardware may prompt hospitals to cross-specialty utilisation for optimal return on investment. A UK NHS study from 2000 to 2018 highlights RAS substituting incumbent technologies and expanding into diverse surgical specialties.<sup>170</sup> One study showed the proportion of hospitals and surgeons performing robotic surgery for selective procedures (including inguinal hernia repair colectomy, etc) increased from 3.1% in the first year to 13.1% in the fourth year after the implementation of surgical robots, leading to a trend towards less laparoscopic surgeries (−1.9%) being performed.<sup>171</sup> Another example where LS expansion could be considered to have stalled in the UK is laparoscopic colonic surgery. Rates of open colorectal cancer surgery remain between 30% and 40% and of those receiving laparoscopic resection, conversion to open surgery occurs in 10% in England and Wales.<sup>172</sup> Once the investment in RAS has been made, there may also be a higher level of institutional buy-in to extending its use, increasing the total proportion of patients being treated in a minimally invasive manner. The



main concern may be around operative time. It might be a short-term phenomenon akin to a learning curve and might change over time as teams get used to new equipment. Alternatively, longer operative time could be a necessary disadvantage of a more complex set of equipment. Accordingly, other concerns for healthcare providers include the real costs of longer operative time, whether fewer procedures are being done and waiting lists are growing and whether higher prices charged for procedures compensate for the longer operative time.

In conclusion, the evidence suggests that RAS is a safe and effective alternative to LS and open surgery, with the potential to improve outcomes and enhance the capabilities of surgeons and healthcare providers and a particular opportunity to increase the proportion of minimally-invasive approaches. However, given the higher capital and running costs of the technology (ie, purchase of the robot, maintenance costs and the costs of disposables) and the longer operative times associated with its use, there is a need for careful consideration of its cost-effectiveness. Further research is needed to fully evaluate the value of these improvements in outcomes and to assess whether they outweigh the cost implications of the technology. Only through rigorous evaluation can we ensure that RAS is used in the most effective and sustainable manner possible after the initial investment, for the benefit of patients, surgeons and healthcare systems as a whole.

**Acknowledgements** We would like to thank the Health Improvement Scotland for providing a developed search strategy for this manuscript. We also thank Dr Charles Maxwell-Armstrong for reviewing an early draft and giving feedback.

**Contributors** T-JL: conceptualisation of the study, data synthesis and drafting of the manuscript. CR: critical review of the manuscript and substantial contributions to its intellectual content. KAB: conceptualisation of the study, manuscript review, editing and supervision of the research. JB: conceptualisation of the study, manuscript review, editing and supervision of the research. Each author has reviewed and approved the final version of the manuscript, and each has agreed to be accountable for all aspects of the work, ensuring that questions related to the accuracy or integrity of any part of the work are appropriately investigated and resolved. T-JL is responsible for the overall content as guarantor. We can confirm that this manuscript has no AI used in the submission.

**Funding** The authors have not declared a specific grant for this research from any funding agency in the public, commercial or not-for-profit sectors.

**Competing interests** None declared.

**Patient and public involvement** Patients and/or the public were not involved in the design, conduct, reporting or dissemination plans of this research.

**Patient consent for publication** Not applicable.

**Ethics approval** Not applicable.

**Provenance and peer review** Not commissioned; externally peer reviewed.

**Data availability statement** Data sharing not applicable as no datasets generated and/or analysed for this study. All data relevant to the study are included in the article or uploaded as supplementary information.

**Supplemental material** This content has been supplied by the author(s). It has not been vetted by BMJ Publishing Group Limited (BMJ) and may not have been peer-reviewed. Any opinions or recommendations discussed are solely those of the author(s) and are not endorsed by BMJ. BMJ disclaims all liability and responsibility arising from any reliance placed on the content. Where the content includes any translated material, BMJ does not warrant the accuracy and reliability of the translations (including but not limited to local regulations, clinical guidelines, terminology, drug names and drug dosages), and is not responsible for any error and/or omissions arising from translation and adaptation or otherwise.

**Open access** This is an open access article distributed in accordance with the Creative Commons Attribution Non Commercial (CC BY-NC 4.0) license, which permits others to distribute, remix, adapt, build upon this work non-commercially, and license their derivative works on different terms, provided the original work is properly cited, appropriate credit is given, any changes made indicated, and the use is non-commercial. See: <http://creativecommons.org/licenses/by-nc/4.0/>.

#### ORCID iDs

Tzu-Jung Lai <http://orcid.org/0000-0002-0919-7677>

Kathleen Anne Boyd <http://orcid.org/0000-0002-9764-0113>

Janet Bouttell <http://orcid.org/0000-0002-4568-5483>

#### REFERENCES

- Siddaiah-Subramanya M, Tiang KW, Nyandowe M. A new era of minimally invasive surgery: progress and development of major technical innovations in general surgery over the last decade. *Surg J (N Y)* 2017;3:e163–6.
- Investor Overview. 2022 Intuitive ESG report. 2022. Available: <https://isrg.intuitive.com/>
- Maynou L, Mehtsun WT, Serra-Sastre V, et al. Patterns of adoption of robotic radical prostatectomy in the United States and England. *Health Serv Res* 2021;56 Suppl 3:1441–61.
- McCulloch P, Feinberg J, Philippou Y, et al. Progress in clinical research in surgery and IDEAL. *Lancet* 2018;392:88–94.
- Paul S, McCulloch P, Sedrakyan A. Robotic surgery: revisiting “no innovation without evaluation.” *BMJ* 2013;346:bmj.f1573.
- Broholm M, Onsborg Hansen I, Rosenberg J. Limited evidence for robot-assisted surgery: A systematic review and meta-analysis of randomized controlled trials. *Surg Laparosc Endosc Percutan Tech* 2016;26:117–23.
- Dahm P, Sedrakyan A, McCulloch P. Application of the IDEAL framework to robotic urologic surgery. *Eur Urol* 2014;65:849–51.
- Abrihami P, Boer A, Horstman K. Understanding the adoption dynamics of medical innovations: Affordances of the da Vinci robot in the Netherlands. *Soc Sci Med* 2014;117:125–33.
- Abrihami P, Boer A, Horstman K. When the evidence basis breeds controversies: exploring the value profile of robotic surgery beyond the early introduction phase. *Med Care Res Rev* 2020;77:596–608.
- Muaddi H, Hafid ME, Choi WJ, et al. Clinical outcomes of robotic surgery compared to conventional surgical approaches (laparoscopic or open). *Ann Surg* 2021;273:467–73.
- Day EK, Galbraith NJ, Ward HJT, et al. Volume-outcome relationship in intra-abdominal robotic-assisted surgery: a systematic review. *J Robot Surg* 2023;17:811–26.
- Pollock M, Fernandes RM, Becker LA, et al. Chapter V: overviews of reviews. In: *Cochrane Handbook for systematic reviews of interventions version*. 2020.
- Gates M, Gates A, Pieper D, et al. Reporting guideline for overviews of reviews of healthcare interventions: development of the PRIOR statement. *BMJ* 2022;378:e070849.
- Toma M, McAlister FA, Bialy L, et al. Transition from meeting abstract to full-length journal article for randomized controlled trials. *JAMA* 2006;295:1281–7.
- Morrison A, Polisena J, Husereau D, et al. The effect of English-language restriction on systematic review-based meta-analyses: a systematic review of empirical studies. *Int J Technol Assess Health Care* 2012;28:138–44.
- Bramer WM, Giustini D, de Jonge GB, et al. De-duplication of database search results for systematic reviews in EndNote. *J Med Libr Assoc* 2016;104:240–3.
- National Institute for Health and Care Excellence. Developing NICE guidelines: the manual. In: NICE process and methods. 2014.
- Sekhon M, Cartwright M, Francis JJ. Acceptability of healthcare interventions: an overview of reviews and development of a theoretical framework. *BMC Health Serv Res* 2017;17:88.
- Q2 investor presentation. n.d. Available: <https://isrg.gcs-web.com/static-files/7b0470fb-cfd2-456a-b6eb-24af76d68f6d>
- Page MJ, McKenzie JE, Bossuyt PM, et al. The PRISMA 2020 statement: an updated guideline for reporting systematic reviews. *BMJ* 2021;372:n71.
- Shea BJ, Reeves BC, Wells G, et al. AMSTAR 2: a critical appraisal tool for systematic reviews that include randomised or non-randomised studies of healthcare interventions, or both. *BMJ* 2017;358:j4008.
- Pieper D, Antoine S-L, Mathes T, et al. Systematic review finds overlapping reviews were not mentioned in every other overview. *J Clin Epidemiol* 2014;67:368–75.

- 23 Lunny C, Pieper D, Thabet P, *et al.* Managing overlap of primary study results across systematic reviews: practical considerations for authors of overviews of reviews. *BMC Med Res Methodol* 2021;21:140.
- 24 Eltair M, Hajibandeh S, Hajibandeh S, *et al.* Meta-analysis and trial sequential analysis of robotic versus laparoscopic total mesorectal excision in management of rectal cancer. *Int J Colorectal Dis* 2020;35:1423–38.
- 25 Gavrilidis P, Wheeler J, Spinelli A, *et al.* Robotic vs laparoscopic total mesorectal excision for rectal cancers: has a paradigm change occurred? A systematic review by updated meta-analysis. *Colorectal Dis* 2020;22:1506–17.
- 26 Huang Y-J, Kang Y-N, Huang Y-M, *et al.* Effects of laparoscopic vs robotic-assisted mesorectal excision for rectal cancer: An update systematic review and meta-analysis of randomized controlled trials. *Asian J Surg* 2019;42:657–66.
- 27 Li X, Wang T, Yao L, *et al.* The safety and effectiveness of robot-assisted versus laparoscopic TME in patients with rectal cancer: A meta-analysis and systematic review. *Medicine (Baltimore)* 2017;96:e7585.
- 28 Ng KT, Tsia AKV, Chong VYL. Robotic versus conventional laparoscopic surgery for colorectal cancer: A systematic review and meta-analysis with trial sequential analysis. *World J Surg* 2019;43:1146–61.
- 29 Meta-analysis of robot-assisted versus laparoscopic surgery for rectal cancer. 2018;32.
- 30 Pezzolla AM, Francesco Paolo P, Fernando P, *et al.* Robotic versus laparoscopic minimally invasive surgery for rectal cancer: A systematic review and meta-analysis of randomized controlled trials. *Ann Surg* 2018;267:1034–46.
- 31 Sheng S, Zhao T, Wang X. Comparison of robot-assisted surgery, laparoscopic-assisted surgery, and open surgery for the treatment of colorectal cancer: A network meta-analysis. *Medicine (Baltimore)* 2018;97:e11817.
- 32 Simillis CL, Sarah TN, Christos K, *et al.* Open versus laparoscopic versus robotic versus transanal mesorectal excision for rectal cancer: A systematic review and network meta-analysis. *Ann Surg* 2019;270:59–68.
- 33 Sun X-Y, Xu L, Lu J-Y, *et al.* Robotic versus conventional laparoscopic surgery for rectal cancer: systematic review and meta-analysis. *Minim Invasive Ther Allied Technol* 2019;28:135–42.
- 34 Cui Y, Li C, Xu Z, *et al.* Robot-assisted versus conventional laparoscopic operation in anus-preserving rectal cancer: A meta-analysis. *Ther Clin Risk Manag* 2017;13:1247–57.
- 35 Jones K, Qassem MG, Sains P, *et al.* Robotic total meso-rectal excision for rectal cancer: A systematic review following the publication of the ROLARR trial. *World J Gastrointest Oncol* 2018;10:449–64.
- 36 Wang X, Cao G, Mao W, *et al.* Robot-assisted versus laparoscopic surgery for rectal cancer: A systematic review and meta-analysis. *J Can Res Ther* 2020;16:979.
- 37 Butterworth JW, Butterworth WA, Meyer J, *et al.* A systematic review and meta-analysis of robotic-assisted transabdominal total mesorectal excision and transanal total mesorectal excision: which approach offers optimal short-term outcomes for mid-to-low rectal adenocarcinoma? *Tech Coloproctol* 2021;25:1183–98.
- 38 Genova P, Pantuso G, Cipolla C, *et al.* Laparoscopic versus robotic right colectomy with extra-corporeal or intra-corporeal anastomosis: a systematic review and meta-analysis. *Langenbecks Arch Surg* 2021;406:1317–39.
- 39 Safiejko K, Tarkowski R, Koselak M, *et al.* Robotic-assisted vs. standard laparoscopic surgery for rectal cancer resection: A systematic review and meta-analysis of 19,731 patients. *Cancers (Basel)* 2021;14:180.
- 40 Zhang J, Qi X, Yi F, *et al.* Comparison of clinical efficacy and safety between da vinci robotic and laparoscopic intersphincteric resection for low rectal cancer: A meta-analysis. *Front Surg* 2021;8:752009.
- 41 Zhu QL, Xu X, Pan ZJ. Comparison of clinical efficacy of robotic right colectomy and laparoscopic right colectomy for right colon tumor: A systematic review and meta-analysis. *Medicine (Baltimore)* 2021;100:e27002.
- 42 Bianchi G, Gavrilidis P, Martínez-Pérez A, *et al.* Robotic multiquadrant colorectal procedures: A single-center experience and A systematic review of the literature. *Front Surg* 2022;9:991704.
- 43 Solaini L, Bocchino A, Avanzolini A, *et al.* Robotic versus laparoscopic left colectomy: a systematic review and meta-analysis. *Int J Colorectal Dis* 2022;37:1497–507.
- 44 Tschann P, Szeverinski P, Weigl MP, *et al.* Short- and long-term outcome of laparoscopic- versus robotic-Assisted right colectomy: A systematic review and meta-analysis. *J Clin Med* 2022;11:2387.
- 45 Flynn J, Larach JT, Kong JCH, *et al.* Operative and oncological outcomes after robotic rectal resection compared with laparoscopy: a systematic review and meta-analysis. *ANZ J Surg* 2023;93:510–21.
- 46 Huang Z, Huang S, Huang Y, *et al.* Comparison of robotic-assisted versus conventional laparoscopic surgery in colorectal cancer resection: a systemic review and meta-analysis of randomized controlled trials. *Front Oncol* 2023;13.
- 47 Khajeh E, Aminizadeh E, Dooghaie Moghadam A, *et al.* Outcomes of robot-assisted surgery in rectal cancer compared with open and laparoscopic surgery. *Cancers (Basel)* 2023;15:839.
- 48 Yang L, Fang C, Bi T, *et al.* Efficacy of robot-assisted vs. laparoscopy surgery in the treatment of colorectal cancer: A systematic review and meta-analysis. *Clin Res Hepatol Gastroenterol* 2023;47:S2210-7401(23)00101-8.
- 49 Yao Q, Sun Q-N, Ren J, *et al.* Comparison of robotic-assisted versus conventional laparoscopic surgery for mid-low rectal cancer: a systematic review and meta-analysis. *J Cancer Res Clin Oncol* 2023;149:15207–17.
- 50 Zheng J, Zhao S, Chen W, *et al.* Comparison of robotic right colectomy and laparoscopic right colectomy: a systematic review and meta-analysis. *Tech Coloproctol* 2023;27:521–35.
- 51 Zheng J-C, Zhao S, Chen W, *et al.* Robotic versus laparoscopic right colectomy for colon cancer: a systematic review and meta-analysis. *Wideochirurgia i inne techniki maloinwazyjne = Videosurgery and other miniinvasive techniques.* 2023;18:20–30.
- 52 Ciria R, Berardi G, Alconchel F, *et al.* The impact of robotics in liver surgery: A worldwide systematic review and short-term outcomes meta-analysis on 2,728 cases. *J Hepato Biliary Pancreat* 2022;29:181–97.
- 53 Hu L, Yao L, Li X, *et al.* Effectiveness and safety of robotic-assisted versus laparoscopic hepatectomy for liver neoplasms: A meta-analysis of retrospective studies. *Asian J Surg* 2018;41:401–16.
- 54 Hu Y, Guo K, Xu J, *et al.* Robotic versus laparoscopic hepatectomy for malignancy: A systematic review and meta-analysis. *Asian J Surg* 2021;44:615–28.
- 55 Kamarajah SK, Bundred J, Manas D, *et al.* Robotic versus conventional laparoscopic liver resections: A systematic review and meta-analysis. *Scand J Surg* 2021;110:290–300.
- 56 Wang J-M, Li J-F, Yuan G-D, *et al.* Robot-assisted versus laparoscopic minor hepatectomy: A systematic review and meta-analysis. *Medicine (Balt)* 2021;100:e25648.
- 57 Wong DJ, Wong MJ, Choi GH, *et al.* Systematic review and meta-analysis of robotic versus open hepatectomy. *ANZ J Surg* 2019;89:165–70.
- 58 Zhang L, Yuan Q, Xu Y, *et al.* Comparative clinical outcomes of robot-assisted liver resection versus laparoscopic liver resection: A meta-analysis. *PLoS ONE* 2020;15:e0240593.
- 59 Zhao Z, Yin Z, Li M, *et al.* State of the art in robotic liver surgery: a meta-analysis. *Updates Surg* 2021;73:977–87.
- 60 Aboudou T, Li M, Zhang Z, *et al.* Laparoscopic versus robotic hepatectomy: A systematic review and meta-analysis. *J Clin Med* 2022;11:5831:19.
- 61 Hajibandeh S, Hajibandeh S, Dosis A, *et al.* Level 2a evidence comparing robotic versus laparoscopic left lateral hepatic sectionectomy: a meta-analysis. *Langenbecks Arch Surg* 2022;407:479–89.
- 62 Lincango Naranjo EP, Garces-Delgado E, Siepmann T, *et al.* Robotic living donor right hepatectomy: A systematic review and meta-analysis. *J Clin Med* 2022;11:2603.
- 63 Rahimli M, Perrakis A, Andric M, *et al.* Does robotic liver surgery enhance R0 results in liver malignancies during minimally invasive liver surgery?—A systematic review and meta-analysis. *Cancers (Basel)* 2022;14:3360.
- 64 Guan R, Chen Y, Yang K, *et al.* Clinical efficacy of robot-assisted versus laparoscopic liver resection: a meta analysis. *Asian J Surg* 2019;42:19–31.
- 65 Niu X, Yu B, Yao L, *et al.* Comparison of surgical outcomes of robot-assisted laparoscopic distal pancreatectomy versus laparoscopic and open resections: A systematic review and meta-analysis. *Asian J Surg* 2019;42:32–45.
- 66 Mavrovounis GD, Perivoliotis A, Symeonidis K, *et al.* Laparoscopic versus robotic peripheral pancreatectomy: A systematic review and meta-analysis. *J BUON* 2020;25:2456–75.
- 67 Zhao W, Liu C, Li S, *et al.* Safety and efficacy for robot-assisted versus open pancreaticoduodenectomy and distal pancreatectomy: A systematic review and meta-analysis. *Surg Oncol* 2018;27:468–78.
- 68 Aiofi A, Lombardo F, Bonitta G, *et al.* Systematic review and updated network meta-analysis comparing open, laparoscopic, and robotic pancreaticoduodenectomy. *Updates Surg* 2021;73:909–22.



- 69 Podda M, Gerardi C, Di Saverio S, *et al.* Robotic-assisted versus open pancreaticoduodenectomy for patients with benign and malignant periampullary disease: a systematic review and meta-analysis of short-term outcomes. *Surg Endosc* 2020;34:2390–409.
- 70 Shin SH, Kim Y-J, Song KB, *et al.* Totally laparoscopic or robot-assisted pancreaticoduodenectomy versus open surgery for periampullary neoplasms: separate systematic reviews and meta-analyses. *Surg Endosc* 2017;31:3459–74.
- 71 Yan Q, Xu L, Ren Z, *et al.* Robotic versus open pancreaticoduodenectomy: a meta-analysis of short-term outcomes. *Surg Endosc* 2020;34:501–9.
- 72 Zhang W, Zhang jian wei, Che X. Safety and efficacy for robot-assisted versus open pancreaticoduodenectomy: a meta-analysis of multiple worldwide centers. *In Review* [Preprint].
- 73 Da Dong X, Felsenreich DM, Gogna S, *et al.* Robotic pancreaticoduodenectomy provides better histopathological outcomes as compared to its open counterpart: a meta-analysis. *Sci Rep* 2021;11:3774.
- 74 Zhang W, Huang Z, Zhang J, *et al.* Safety and efficacy of robot-assisted versus open pancreaticoduodenectomy: a meta-analysis of multiple worldwide centers. *Updates Surg* 2021;73:893–907.
- 75 Kabir T, Tan HL, Syn NL, *et al.* Outcomes of laparoscopic, robotic, and open pancreatoduodenectomy: A network meta-analysis of randomized controlled trials and propensity-score matched studies. *Surgery* 2022;171:476–89.
- 76 Fu Y, Qiu J, Yu Y, *et al.* Meta-analysis of robotic versus open pancreaticoduodenectomy in all patients and pancreatic cancer patients. *Front Surg* 2022;9:989065.
- 77 Qiu H, Ai J-H, Shi J, *et al.* Effectiveness and safety of robotic versus traditional laparoscopic gastrectomy for gastric cancer: An updated systematic review and meta-analysis. *J Can Res Ther* 2019;15:1450.
- 78 Bobo Z, Xin W, Jiang L, *et al.* Robotic gastrectomy versus laparoscopic gastrectomy for gastric cancer: meta-analysis and trial sequential analysis of prospective observational studies. *Surg Endosc* 2019;33:1033–48.
- 79 Chen K, Pan Y, Zhang B, *et al.* Robotic versus laparoscopic gastrectomy for gastric cancer: a systematic review and updated meta-analysis. *BMC Surg* 2017;17:93.
- 80 Guerrini GP, Esposito G, Magistri P, *et al.* Robotic versus laparoscopic gastrectomy for gastric cancer: The largest meta-analysis. *Int J Surg* 2020;82:210–28.
- 81 Ma J, Li X, Zhao S, *et al.* Robotic versus laparoscopic gastrectomy for gastric cancer: a systematic review and meta-analysis. *World J Surg Oncol* 2020;18:306.
- 82 Wang Y, Zhao X, Song Y, *et al.* A systematic review and meta-analysis of robot-assisted versus laparoscopically assisted gastrectomy for gastric cancer. *Medicine (Balt)* 2017;96:e8797.
- 83 Wang YZ, Song X, Cai Y, *et al.* A meta-analysis of robotic-assisted vs laparoscopically assisted gastrectomy. *Surg Endosc Other Interv Tech* 2017;31:S329.
- 84 Feng Q, Ma H, Qiu J, *et al.* Comparison of long-term and perioperative outcomes of robotic versus conventional laparoscopic gastrectomy for gastric cancer: A systematic review and meta-analysis of PSM and RCT studies. *Front Oncol* 2021;11:759509.
- 85 Zhang X, Zhang W, Feng Z, *et al.* Comparison of short-term outcomes of robotic-assisted and laparoscopic-assisted D2 gastrectomy for gastric cancer: a meta-analysis. *Wideochirurgia i inne techniki maloinwazyjne = Videosurgery and other miniinvasive techniques*. 2021;16:443–54.
- 86 Zhang Z, Miao L, Ren Z, *et al.* Robotic bariatric surgery for the obesity: a systematic review and meta-analysis. *Surg Endosc* 2021;35:2440–56.
- 87 Baral S, Arawker MH, Sun Q, *et al.* Robotic versus laparoscopic gastrectomy for gastric cancer: A mega meta-analysis. *Front Surg* 2022;9:895976.
- 88 Gong S, Li X, Tian H, *et al.* Clinical efficacy and safety of robotic distal gastrectomy for gastric cancer: a systematic review and meta-analysis. *Surg Endosc* 2022;36:2734–48.
- 89 Jin T, Liu H-D, Yang K, *et al.* Effectiveness and safety of robotic gastrectomy versus laparoscopic gastrectomy for gastric cancer: a meta-analysis of 12,401 gastric cancer patients. *Updates Surg* 2022;74:267–81.
- 90 Sun T, Wang Y, Liu Y, *et al.* Perioperative outcomes of robotic versus laparoscopic distal gastrectomy for gastric cancer: a meta-analysis of propensity score-matched studies and randomized controlled trials. *BMC Surg* 2022;22:427.
- 91 Iacovazzo C, Buonanno P, Massaro M, *et al.* Robot-assisted versus laparoscopic gastrointestinal surgery: A systematic review and metanalysis of intra- and post-operative complications. *J Pers Med* 2023;13:1297.
- 92 Yu X, Zhu L, Zhang Y, *et al.* Robotic versus laparoscopic gastrectomy for gastric cancer in patients with obesity: systematic review and meta-analysis. *Front Oncol* 2023;13:1158804.
- 93 Magoulitis DE, Tasiopoulou VS, Sioka E, *et al.* Robotic versus laparoscopic sleeve gastrectomy for morbid obesity: a systematic review and meta-analysis. *OBES SURG* 2017;27:245–53.
- 94 Caruso S, Patria A, Roviello F, *et al.* Robot-assisted laparoscopic vs open gastrectomy for gastric cancer: Systematic review and meta-analysis. *World J Clin Oncol* 2017;8:273–84.
- 95 Yang Y, Wang G, He J, *et al.* Robotic gastrectomy versus open gastrectomy in the treatment of gastric cancer. *J Cancer Res Clin Oncol* 2017;143:105–14.
- 96 Chen L, Wang Q, Liu Y, *et al.* A meta-analysis of robotic gastrectomy versus open gastrectomy in gastric cancer treatment. *Asian J Surg* 2022;45:698–706.
- 97 Davey MG, Temperley HC, O'Sullivan NJ, *et al.* Minimally invasive and open gastrectomy for gastric cancer: A systematic review and network meta-analysis of randomized clinical trials. *Ann Surg Oncol* 2023;30:5544–57.
- 98 Aiolfi A, Lombardo F, Matsushima K, *et al.* Systematic review and updated network meta-analysis of randomized controlled trials comparing open, laparoscopic-assisted, and robotic distal gastrectomy for early and locally advanced gastric cancer. *Surgery* 2021;170:942–51.
- 99 Ma S, Chen Y, Chen Y, *et al.* Short-term outcomes of robotic-assisted right colectomy compared with laparoscopic surgery: A systematic review and meta-analysis. *Asian J Surg* 2019;42:589–98.
- 100 Lee SH, Kim DH, Lim SW. Robotic versus laparoscopic intersphincteric resection for low rectal cancer: a systematic review and meta-analysis. *Int J Colorectal Dis* 2018;33:1741–53.
- 101 Ind T, Laios A, Hacking M, *et al.* A comparison of operative outcomes between standard and robotic laparoscopic surgery for endometrial cancer: A systematic review and meta-analysis. *Int J Med Robot* 2017;13:e1851.
- 102 Prodromidou A, Spartalis E, Tsourouflis G, *et al.* Robotic versus laparoscopic single-site hysterectomy: a systematic review and meta-analysis. *J Robotic Surg* 2020;14:679–86.
- 103 Wang J, Li X, Wu H, *et al.* A meta-analysis of robotic surgery in endometrial cancer: Comparison with laparoscopy and laparotomy. *Dis Markers* 2020;2020:2503753.
- 104 Kaspers J, Gerhardt E, Sibbertsen P, *et al.* Perioperative morbidity of different operative approaches in early cervical carcinoma: a systematic review and meta-analysis comparing minimally invasive versus open radical hysterectomy. *Arch Gynecol Obstet* 2022;306:295–314.
- 105 Huang J, Tan Z, Wu W, *et al.* Effect of robotic versus laparoscopic surgery on postoperative wound infection in patients with cervical cancer: A meta-analysis. *Int Wound J* 2023;21:e14437.
- 106 Lenfant L, Canlorbe G, Belghiti J, *et al.* Robotic-assisted benign hysterectomy compared with laparoscopic, vaginal, and open surgery: a systematic review and meta-analysis. *J Robot Surg* 2023;17:2647–62.
- 107 Liu Z, Li X, Tian S, *et al.* Superiority of robotic surgery for cervical cancer in comparison with traditional approaches: A systematic review and meta-analysis. *Int J Surg* 2017;40:145–54.
- 108 Park DA, Yun JE, Kim SW, *et al.* Surgical and clinical safety and effectiveness of robot-assisted laparoscopic hysterectomy compared to conventional laparoscopy and laparotomy for cervical cancer: A systematic review and meta-analysis. *Eur J Surg Oncol (EJSO)* 2017;43:994–1002.
- 109 Shi C, Gao Y, Yang Y, *et al.* Comparison of efficacy of robotic surgery, laparoscopy, and laparotomy in the treatment of ovarian cancer: a meta-analysis. *World J Surg Onc* 2019;17:162.
- 110 Zhang S-S, Ding T, Cui Z-H, *et al.* Efficacy of robotic radical hysterectomy for cervical cancer compared with that of open and laparoscopic surgery: A separate meta-analysis of high-quality studies. *Medicine (Balt)* 2019;98:e14171.
- 111 Jin Y-M, Liu S-S, Chen J, *et al.* Robotic radical hysterectomy is superior to laparoscopic radical hysterectomy and open radical hysterectomy in the treatment of cervical cancer. *PLoS ONE* 2018;13:e0193033.
- 112 Coletta D, Levi Sandri GB, Giuliani G, *et al.* Robot-assisted versus conventional laparoscopic major hepatectomies: Systematic review with meta-analysis. *Robot Comp Surg* 2021;17.
- 113 Gavrilidis P, Roberts KJ, Aldrighetti L, *et al.* A comparison between robotic, laparoscopic and open hepatectomy: A systematic review and network meta-analysis. *Eur J Surg Oncol* 2020;46:1214–24.
- 114 Gao F, Zhao X, Xie Q, *et al.* Comparison of short-term outcomes between robotic and laparoscopic liver resection: a meta-analysis of propensity score-matched studies. *Int J Surg* 2024;110:1126–38.

- 115 Mao B, Zhu S, Li D, *et al.* n.d. Comparison of safety and effectiveness between robotic and laparoscopic major hepatectomy: A systematic review and meta-analysis. *Int J Surg* 109:4333–46.
- 116 Yeow M, Soh S, Starkey G, *et al.* A systematic review and network meta-analysis of outcomes after open, mini-laparotomy, hybrid, totally laparoscopic, and robotic living donor right hepatectomy. *Surgery* 2022;172:741–50.
- 117 Papadopoulou K, Dorovinis P, Kykalos S, *et al.* Short-term outcomes after robotic versus open liver resection: A systematic review and meta-analysis. *J Gastrointest Canc* 2023;54:237–46.
- 118 Xuea Q, Wua J, Leia Z, *et al.* Robot-assisted versus open hepatectomy for liver tumors: Systematic review and meta-analysis. *J Chin Med Assoc* 2023;86:282–8.
- 119 Gavrilidis P, Roberts KJ, Sutcliffe RP. Comparison of robotic vs laparoscopic vs open distal pancreatectomy. A systematic review and network meta-analysis. *HPB (Oxford)* 2019;21:1268–76.
- 120 van Ramshorst TME, van Bodegraven EA, Zampedi P, *et al.* Robot-assisted versus laparoscopic distal pancreatectomy: a systematic review and meta-analysis including patient subgroups. *Surg Endosc* 2023;37:4131–43.
- 121 Di Martino M, Caruso R, D'Ovidio A, *et al.* Robotic versus laparoscopic distal pancreatectomies: Asystematic review and meta-analysis on costs and perioperative outcome. *Robotics Computer Surgery* 2021;17.
- 122 Zhou J, Lv Z, Zou H, *et al.* Up-to-date comparison of robotic-assisted versus open distal pancreatectomy: A PRISMA-compliant meta-analysis. *Medicine (Baltimore)* 2020;99:e20435.
- 123 Ouyang L, Zhang J, Feng Q, *et al.* Robotic Versus Laparoscopic Pancreaticoduodenectomy: An Up-To-Date System Review and Meta-Analysis. *Front Oncol* 2022;12:834382.
- 124 Multani A, Parmar S, Dixon E. Laparoscopic vs. robotic gastrectomy in patients with situs inversus totalis: A systematic review. *Minim Invasive Surg* 2023;2023:3894561.
- 125 Li L, Zhang W, Guo Y, *et al.* Robotic versus laparoscopic rectal surgery for rectal cancer: A meta-analysis of 7 randomized controlled trials. *Surg Innov* 2019;26:497–504.
- 126 Phan K, Kahlaee HR, Kim SH, *et al.* Laparoscopic vs. robotic rectal cancer surgery and the effect on conversion rates: a meta-analysis of randomized controlled trials and propensity-score-matched studies. *Tech Coloproctol* 2019;23:221–30.
- 127 Oweira H, Reissfelder C, Elhadedy H, *et al.* Robotic colectomy with CME versus laparoscopic colon resection with or without CME for colon cancer: a systematic review and meta-analysis. *annals* 2023;105:113–25.
- 128 Seow W, Dudi-Venkata NN, Bedrikovetski S, *et al.* Outcomes of open vs laparoscopic vs robotic vs transanal total mesorectal excision (TME) for rectal cancer: a network meta-analysis. *Tech Coloproctol* 2023;27:345–60.
- 129 Kamarajah SK, Sutandi N, Robinson SR, *et al.* Robotic versus conventional laparoscopic distal pancreatic resection: a systematic review and meta-analysis. *HPB (Oxford)* 2019;21:1107–18.
- 130 Guerrini GP, Lauretta A, Belluco C, *et al.* Robotic versus laparoscopic distal pancreatectomy: an up-to-date meta-analysis. *BMC Surg* 2017;17:105.
- 131 Li P, Zhang H, Chen L, *et al.* Robotic versus laparoscopic distal pancreatectomy on perioperative outcomes: a systematic review and meta-analysis. *Updates Surg* 2023;75:7–21.
- 132 Kamarajah SK, Bundred J, Marc OS, *et al.* Robotic versus conventional laparoscopic pancreaticoduodenectomy a systematic review and meta-analysis. *Eur J Surg Oncol* 2020;46:6–14.
- 133 Hoshino N, Sakamoto T, Hida K, *et al.* Difference in surgical outcomes of rectal cancer by study design: meta-analyses of randomized clinical trials, case-matched studies, and cohort studies. *BJS Open* 2021;5.
- 134 An S, Kim K, Kim MH, *et al.* Perioperative probiotics application for preventing postoperative complications in patients with colorectal cancer: A systematic review and meta-analysis. *Medicina (Kaunas)* 2022;58:1644.
- 135 Ravindra C, Igweonu-Nwakile EO, Ali S, *et al.* Comparison of non-oncological postoperative outcomes following robotic and laparoscopic colorectal resection for colorectal malignancy: A systematic review and meta-analysis. *Cureus* 2022;14:e27015.
- 136 Lawrie TA, Liu H, Lu D, *et al.* Robot-assisted surgery in gynaecology. *Cochrane Database Syst Rev* 2019;2019:CD011422.
- 137 Marchand G, Masoud AT, Abdelsattar A, *et al.* Systematic review and meta-analysis of robotic radical hysterectomy vs. open radical hysterectomy for early stage cervical cancer. *H S R* 2023;8:100109.
- 138 Marchand G, Taher Masoud A, Abdelsattar A, *et al.* Systematic review and meta-analysis of laparoscopic radical hysterectomy vs. Robotic assisted radical hysterectomy for early stage cervical cancer. *Eur J Obstet Gynecol Reprod Biol* 2023;289:190–202.
- 139 Machairas N, Papaconstantinou D, Tsilimigras DI, *et al.* Comparison between robotic and open liver resection: a systematic review and meta-analysis of short-term outcomes. *Updates Surg* 2019;71:39–48.
- 140 Kamarajah SK, Bundred JR, Marc OS, *et al.* A systematic review and network meta-analysis of different surgical approaches for pancreaticoduodenectomy. *HPB (Oxford)* 2020;22:329–39.
- 141 Rompianesi G, Montalti R, Ambrosio L, *et al.* Robotic versus laparoscopic surgery for spleen-preserving distal pancreatectomies: Systematic review and meta-analysis. *J Pers Med* 2021;11:552.
- 142 Peng L, Lin S, Li Y, *et al.* Systematic review and meta-analysis of robotic versus open pancreaticoduodenectomy. *Surg Endosc* 2017;31:3085–97.
- 143 Zhang Z, Zhang X, Liu Y, *et al.* Meta-analysis of the efficacy of Da Vinci robotic or laparoscopic distal subtotal gastrectomy in patients with gastric cancer. *Medicine (Baltimore)* 2021;100:e27012.
- 144 Flynn J, Larach JT, Kong JCH, *et al.* Patient-related functional outcomes after robotic-assisted rectal surgery compared with a laparoscopic approach: A systematic review and meta-analysis. *Dis Colon Rectum* 2022;65:1191–204.
- 145 Ali M, Wang Y, Ding J, *et al.* Postoperative outcomes in robotic gastric resection compared with laparoscopic gastric resection in gastric cancer: A meta-analysis and systemic review. *H Sci Rep* 2022;5:e746.
- 146 Behbehani S, Suarez-Salvador E, Buras M, *et al.* Mortality rates in laparoscopic and robotic gynecologic oncology surgery: A systemic review and meta-analysis. *J Minim Invasive Gynecol* 2019;26:1253–67.
- 147 Behbehani S, Suarez-Salvador E, Buras M, *et al.* Mortality rates in benign laparoscopic and robotic gynecologic surgery: A systematic review and meta-analysis. *J Minim Invasive Gynecol* 2020;27:603–12.
- 148 Liao G, Zhao Z, Khan M, *et al.* Comparative analysis of robotic gastrectomy and laparoscopic gastrectomy for gastric cancer in terms of their long-term oncological outcomes: A meta-analysis of 3410 gastric cancer patients. *World J Surg Oncol* 2019;17:86.
- 149 Wang K, Dong S, Zhang W, *et al.* Surgical methods influence on the risk of anastomotic fistula after pancreaticoduodenectomy: a systematic review and network meta-analysis. *Surg Endosc* 2023;37:3380–97.
- 150 Kornaropoulos M, Moris D, Beal EW, *et al.* Total robotic pancreaticoduodenectomy: a systematic review of the literature. *Surg Endosc* 2017;31:4382–92.
- 151 Fleming CA, Cullinane C, Lynch N, *et al.* Urogenital function following robotic and laparoscopic rectal cancer surgery: meta-analysis. *Br J Surg* 2021;108:128–37.
- 152 Tang X, Wang Z, Wu X, *et al.* Robotic versus laparoscopic surgery for rectal cancer in male urogenital function preservation, a meta-analysis. *World J Surg Oncol* 2018;16:196.
- 153 Wee IJY, Kuo L, Ngu JC. Urological and sexual function after robotic and laparoscopic surgery for rectal cancer: A systematic review, meta-analysis and meta-regression. *Robotics Computer Surgery* 2021;17:1–8.
- 154 Yang H, Zhou L. The urinary and sexual outcomes of robot-assisted versus laparoscopic rectal cancer surgery: a systematic review and meta-analysis. *Surg Today* 2024;54:397–406.
- 155 Holmer C, Kreis ME. Systematic review of robotic low anterior resection for rectal cancer. *Surg Endosc* 2018;32:569–81.
- 156 Kowalewski KF, Seifert L, Ali S, *et al.* Functional outcomes after laparoscopic versus robotic-assisted rectal resection: a systematic review and meta-analysis. *Surg Endosc* 2021;35:81–95.
- 157 Tejedor P, Sagias Filippou, Flashman K, *et al.* The use of robotic or laparoscopic stapler in rectal cancer surgery: a systematic review and meta-analysis. *J Robotic Surg* 2020;14:829–33.
- 158 Waters PS, Cheung FP, Peacock O, *et al.* Successful patient-oriented surgical outcomes in robotic/laparoscopic right hemicolectomy for cancer – a systematic review. *Colorectal Dis* 2020;22:488–99.
- 159 Nevis IF, Vali B, Higgins C, *et al.* Robot-assisted hysterectomy for endometrial and cervical cancers: a systematic review. *J Robot Surg* 2017;11:1–16.
- 160 Milone M, Manigrasso M, Velotti N, *et al.* Completeness of total mesorectum excision of laparoscopic versus robotic surgery: a review with a meta-analysis. *Int J Colorectal Dis* 2019;34:983–91.
- 161 Bach C, Miernik A, Schönthaler M. Training in robotics: The learning curve and contemporary concepts in training. *Arab J Urol* 2014;12:58–61.
- 162 Khadhour S, Miller C, Fowler S, *et al.* The British Association of Urological Surgeons (BAUS) radical prostatectomy audit 2014/2015



- an update on current practice and outcomes by centre and surgeon case-volume. *BJU Int* 2018;121:886–92.
- 163 Taylor AS, Lee B, Rawal B, *et al.* Impact of fellowship training on robotic-assisted laparoscopic partial nephrectomy: benchmarking perioperative safety and outcomes. *J Robotic Surg* 2015;9:125–30.
  - 164 Arquillière J, Dubois A, Rullier E, *et al.* Learning curve for robotic-assisted total mesorectal excision: a multicentre, prospective study. *Colorectal Dis* 2023;25:1863–77.
  - 165 Tamhankar A, Spencer N, Hampson A, *et al.* Real-time assessment of learning curve for robot-assisted laparoscopic prostatectomy. *Ann R Coll Surg Engl* 2020;102:717–25.
  - 166 Perera S, Fernando N, O'Brien J, *et al.* Robotic-assisted radical prostatectomy: learning curves and outcomes from an Australian perspective. *Prostate Int* 2023;11:51–7.
  - 167 Yamamoto S. Comparison of the perioperative outcomes of laparoscopic surgery, robotic surgery, open surgery, and transanal total mesorectal excision for rectal cancer: An overview of systematic reviews. *Ann Gastroenterol Surg* 2020;4:628–34.
  - 168 Hoshino N, Murakami K, Hida K, *et al.* Robotic versus laparoscopic surgery for gastric cancer: an overview of systematic reviews with quality assessment of current evidence. *Updates Surg* 2020;72:573–82.
  - 169 Marano L, Fusario D, Savelli V, *et al.* Robotic versus laparoscopic gastrectomy for gastric cancer: an umbrella review of systematic reviews and meta-analyses. *Updates Surg* 2021;73:1673–89.
  - 170 Maynou L, Pearson G, McGuire A, *et al.* The diffusion of robotic surgery: Examining technology use in the English NHS. *Health Policy* 2022;126:325–36.
  - 171 Sheetz KH, Claflin J, Dimick JB. Trends in the adoption of robotic surgery for common surgical procedures. *JAMA Netw Open* 2020;3:e1918911.
  - 172 NBOCA. National bowel cancer audit annual report 2022. 2022.